



Joint TSO/TAO Grid25 CAPEX Monitoring Report

Explanatory Notes and Transmission Projects Chart Q3 2013

**R Report for the period Q3 2013
1st July 2013 – 30th September 2013**

Contents

Introduction 3

1. Project Schedule RAG Status Information 4

2. Project Stage Information 5

3. Project Milestones 5

4. Associated Transmission Reinforcements – Further Information 6

5. Additional Project Information 7

Appendix1: Transmission Projects Chart

Introduction

This document and the attached transmission projects chart represent one aspect of the wider Capex Monitoring process in PR3. In addition to the report, which can only provide limited context, the submissions will be complemented by meetings with the CER at which greater context and information can be provided on project progress. The period covered by this report is 1st July 2013 – 30th September 2013 inclusive.

The explanatory notes refer to the Joint TSO/TAO Grid25 CAPEX Monitoring Report (“joint report”) which is a quarterly report that is prepared by EirGrid (TSO) and ESNB (TAO) for the CER. The joint report is in the format as agreed at the meeting with the CER on 22nd February 2011. The report presents a project timeline, where relevant, for all capital projects with a total forecast expenditure of greater than €10 million. Each section below provides an outline of the main themes contained in the joint report.

1. Project schedule RAG (Red, Amber, Green) status information
2. Project stage information
3. Project milestones

1. Project Schedule RAG Status Information




1.1 The project name is defined by the TSO and/or TAO at the outset of a capital project (CP) and is used by both organisations in the management of the project within the transmission capital works programme. New projects are accorded a CP number by the TSO at the request of the TSO project manager (PM) prior to reaching the TSO capital approval/decision point (CA/D).

1.2 Descriptor:

- Pre-IP (Indicative Programme) – Schemes or projects that have not yet reached Capital Approval /Decision point (CA/D) will not have an IP, however, certain high level target dates may be expected. These dates, such as target energisation dates, are based on studies that have been carried out by EirGrid's transmission planners during the pre-stage 1 project phase. The schedule as outlined for these schemes/projects may not include all milestones as the project schedule has not yet been baselined.
- A scheme is an expected transmission network solution that may contain one or more individual projects, which are in the process of being defined, as they progress through the TSO's project roadmap. As further information is known about these individual projects they will be given their own schedule and project timeline.
- Indicative Programme (IP) - The IP is a high level project schedule and programme which is formalised and issued by the TSO PM to the TAO after the TSO CA has been achieved, at the beginning of stage 1. The IP incorporates standard project timelines, the Infrastructure Agreement (IA) timelines and a target energisation date. These milestones are included within the joint report as the project baseline against which future progress will be measured (top line schedule).
- Project Agreement – The Project Agreement (PA) is an agreement between the TSO and TAO to progress the permitted, scoped and designed capital project to construction at stage 2. In advance of PA TAO complete a preliminary design and costing and submit to TSO in the Project Implementation Plan (PIP) document. After TSO has reviewed and accepted the PIP both parties proceed to agree the PA which includes more detailed design and costing information. It is at this point that TAO may re-adjust the project schedule to reflect the latest information with regard to the target construction and energisation milestones.
- Actual/Forecast – This is a representation of the actual project schedule as measured against either the IP baseline, or the PA revised baseline, depending on the actual phase of the project. The red line is included to show the current date. Any milestones to the left of the red line are in the past and have actually occurred, while milestones to the right are forecast.

1.3 Schedule RAG





The schedule RAG will be depicted using the following rule-set and icons:

Schedule RAG Status Rules	
When milestone </= target date	
When milestone > target and </= target + 6 months/2xQ	
When milestone > target + 6 months/2xQ	

1.3 Schedule RAG rule-set

2. Project Stage Information

2.1 The TSO and TAO use the terminology relating to the various stages of the project lifecycle as outlined below. This is reflected in the joint report using the corresponding colours as illustrated.







Key - Stages	
	Pre-stage 1 or Pre-IP
	Stage 1
	Stage 2
	

2.1 Project stages

Transmission projects are divided into 3 stages as shown in figure 3.1. Pre-stage 1 activities include project identification and feasibility studies to the capital approval stage. Stage 1 activities include project consenting from capital approval to project agreement and stage 2 includes projects from project agreement to completion.


3. Project Milestones


3.1 The following key milestones are those which it is proposed to report on within the joint report. Each milestone will be shown as occurring within a specific quarter. Where two or more milestones occur within the same quarter the latter milestone will be shown and a comment will be included in order to document the occurrence of any previous milestones. Please note that for projects that have not yet reached the PIP stage the energisation date is typically shown as occurring at the end of the outage season in a given year.

Key - Milestones	
	EirGrid CA
	Planning Application lodged
	CPP issued
	PIP issued
	Project Agreement
	Energisation

3.1 Project Milestones

3.2 Recording of milestones achieved/not achieved.

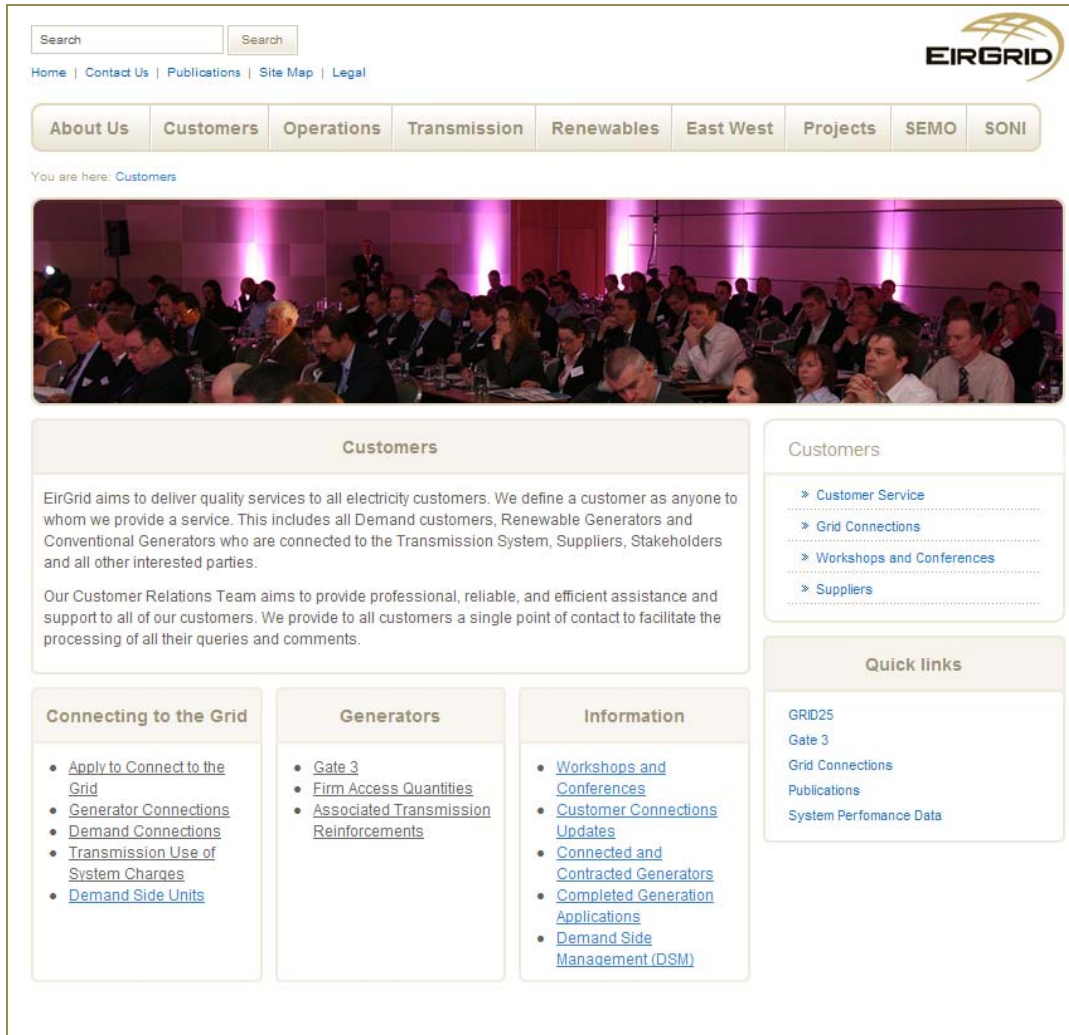
Where a programme milestone has been achieved as per the baseline schedule the following symbol  will be used to record the occurrence.

Where a programme milestone has not been achieved as per the baseline schedule the following symbol  will be used to record to missed milestone. In this case the actual/forecast schedule line will record the predicted/occurrence of that milestone.

4. Associated Transmission Reinforcements – Further Information

Information on the progress of Associated Transmission Reinforcements (ATRs) can be found on the Customer section of EirGrid's website at the following link:

<http://www.eirgrid.com/customers/gridconnections/generatorconnections/associatedtransmissionreinforcements/>



The screenshot shows the EirGrid website's Customer section. At the top, there is a search bar and a navigation menu with links for Home, Contact Us, Publications, Site Map, and Legal. The main navigation bar includes About Us, Customers, Operations, Transmission, Renewables, East West, Projects, SEMO, and SONI. Below the navigation, a breadcrumb trail indicates 'You are here: Customers'. A large banner image shows a group of people in a meeting. The main content area is titled 'Customers' and contains two paragraphs of text. To the right, there is a 'Customers' sidebar with links for Customer Service, Grid Connections, Workshops and Conferences, and Suppliers. Below the main content, there are three columns: 'Connecting to the Grid', 'Generators', and 'Information', each with a list of links. A 'Quick links' sidebar on the right contains links for GRID25, Gate 3, Grid Connections, Publications, and System Performance Data.

Customers

EirGrid aims to deliver quality services to all electricity customers. We define a customer as anyone to whom we provide a service. This includes all Demand customers, Renewable Generators and Conventional Generators who are connected to the Transmission System, Suppliers, Stakeholders and all other interested parties.

Our Customer Relations Team aims to provide professional, reliable, and efficient assistance and support to all of our customers. We provide to all customers a single point of contact to facilitate the processing of all their queries and comments.

Connecting to the Grid

- [Apply to Connect to the Grid](#)
- [Generator Connections](#)
- [Demand Connections](#)
- [Transmission Use of System Charges](#)
- [Demand Side Units](#)

Generators

- [Gate 3](#)
- [Firm Access Quantities](#)
- [Associated Transmission Reinforcements](#)

Information

- [Workshops and Conferences](#)
- [Customer Connections Updates](#)
- [Connected and Contracted Generators](#)
- [Completed Generation Applications](#)
- [Demand Side Management \(DSM\)](#)

Customers

- » [Customer Service](#)
- » [Grid Connections](#)
- » [Workshops and Conferences](#)
- » [Suppliers](#)

Quick links

- GRID25
- Gate 3
- Grid Connections
- Publications
- System Performance Data

5. Additional Project Information

5.1 CP0054 Ardnacrusha 110kV Station Refurbishment / Replacement

As per the ATR note listed under the CP0054 Ardnacrusha 110kV Station Refurbishment/ Replacement project in appendix 1 below, the works required to meet the ATR completion date are expected to be completed in 2016. The overall project is expected to be completed in 2017. There are no customer ATR impacts with this sequence as the ATR works have been prioritised for completion in 2016. This is the reason that the report is showing two different dates, one is an expected ATR completion date and the other is an overall project completion date.

This is consistent with the ATR information provided on EirGrid's website as outlined in section 4, Associated Transmission Reinforcements – Further Information of this report.

5.2 CP0421 Binbane - Letterkenny 110kV Line - New Line & Associated Station Works

As per the ATR note listed under the CP0421 Binbane - Letterkenny 110kV Line - New Line & Associated Station Works project in appendix 1 below, the works required to meet the ATR completion date are expected to be completed in early 2014. The overall project is expected to be completed in 2015. This is the reason that the report is showing two different dates, one is an expected ATR completion date and the other is an overall project completion date.

This is consistent with the ATR information provided on EirGrid's website as outlined in section 4, Associated Transmission Reinforcements – Further Information of this report.

Schedule RAG	Project Name	Schedule descriptor	Financial RAG	2009	2010	2011	2012	2013	2014	2015	2016	2017	2018	2019	2020	ATR Status	
Key - Milestones																	
	EirGrid CA																
	Planning Application lodged																
	CPP issued																
	PIP issued																
	Project Agreement																
	Energisation																
Key - Stages																	
	Pre-stage 1 or Pre-IP																
	Stage 1																
	Stage 2																
Schedule - RAG Status Rules																	
	When milestone <= target date																
	When milestone > target and <= target + 6 months/2xQ																
	When milestone > target + 6 months/2xQ																
Completed Projects																	
Schedule RAG	Project Name	Descriptor	Financial RAG	2009	2010	2011	2012	2013	2014	2015	2016	2017	2018	2019	2020	ATR Status	
	CP0292-Gorman-Meath Hill 110kV Line - New Line	Pre-vesting Project Agreement Actual/Forecast															
	CP0374-Arva Shankill No. 2 110kV Line - New Line	Pre-vesting Project Agreement Actual/Forecast															
	CP0664-Cullinagh-Knockraha Line Uprate	Indicative Programme Project Agreement Actual/Forecast															
	CP0211-Srananagh 220kV Project - New 220kV Station	Indicative Programme Project Agreement Actual/Forecast															
	CP0656-Arklow Crane 110kV Line Uprate	Indicative Programme Project Agreement Actual/Forecast															
	CP0254-Dalton-Galway 110kV Line - Loop into CASHIA 220kV Station	Pre-vesting Project Agreement Actual/Forecast															
	CP0246-Tarbert-Tralee No.2 110kV Line - New line	Indicative Programme Project Agreement Actual*															
	CP0660-Cashia Ennis - 110kV Line Uprate	Indicative Programme Project Agreement Actual*															
	CP0659-Arva-Navan 110kV Line Uprate	Indicative Programme Project Agreement Actual*															
	CP0587-Glanagow-Raffeen 220kV Cable Project	Indicative Programme Project Agreement Actual*															
	CP0588-Kilbarry-Mallow 110kV Line Uprate	Indicative Programme Project Agreement Actual*															
	CP0241-Lodgewood 220kV station - New station	Pre-vesting Project Agreement Actual*															
	CP0201-Athy 110kV station - New station	Pre-vesting Project Agreement Actual*															
	CP0175-Charleville-Kilnanan 110kV line uprate	Indicative Programme Project Agreement Actual*															
* NOTE: Actual figures provided for completed projects are subject to change due to some costs that are still outstanding																	
Deferred / On Hold Projects																	
Schedule RAG	Project Name	Descriptor	Financial RAG	2009	2010	2011	2012	2013	2014	2015	2016	2017	2018	2019	2020	ATR Status	
	CP0606-Finstown 220kV Station	Indicative Programme Project Agreement Actual/Forecast															
	South West Scheme - Millstreet - Knockraha Reinforcement	Pre-IP Project Agreement Actual/Forecast															
	Dublin Area Plan Scheme 3 - Maynooth - Dunstown - Carrickmines 400kV Scheme	Pre-IP Project Agreement Actual/Forecast															
	Dublin Area Plan Scheme 4 - Huntstown - Shellybanks - Carrickmines Scheme	Pre-IP Project Agreement Actual/Forecast															