



Joint TSO/TAO Grid25 CAPEX Monitoring Report
Explanatory Notes and Transmission Projects Chart Q3 2012

Report for the period Q3 2012
1st July – 30th September 2012

Table of Contents

Introduction 3

1. Project Schedule RAG Status Information 4

2. Project Stage Information 5

3. Project Milestones 5

Appendix1: Transmission Projects Chart

Introduction

This document and the attached transmission projects chart represent one aspect of the wider Capex Monitoring process in PR3. In addition to the report, which can only provide limited context, the submissions will be complemented by meetings with the CER at which greater context and information can be provided on project progress. The period covered by this report is 1st July – 30th September 2012 inclusive.

The explanatory notes refer to the Joint TSO/TAO Grid25 CAPEX Monitoring Report (“joint report”) which is a quarterly report that is prepared by EirGrid (TSO) and ESNB (TAO) for the CER. The joint report is in the format as agreed at the meeting with the CER on 22nd February 2011. The report presents a project timeline, where relevant, for all capital projects with a total forecast expenditure of greater than €10 million. Each section below provides an outline of the main themes contained in the joint report.

1. Project schedule RAG (Red, Amber, Green) status information
2. Project stage information
3. Project milestones

1. Project Schedule RAG Status Information




1.1 The project name is defined by the TSO and/or TAO at the outset of a capital project (CP) and is used by both organisations in the management of the project within the transmission capital works programme. New projects are accorded a CP number by the TSO at the request of the TSO project manager (PM) prior to reaching the TSO capital approval/decision point (CA/D).

1.2 Descriptor:

- Pre-IP (Indicative Programme) – Schemes or projects that have not yet reached Capital Approval /Decision point (CA/D) will not have an IP, however, certain high level target dates may be expected. These dates, such as target energisation dates, are based on studies that have been carried out by EirGrid's transmission planners during the pre-stage 1 project phase. The schedule as outlined for these schemes/projects may not include all milestones as the project schedule has not yet been baselined.
- A scheme is an expected transmission network solution that may contain one or more individual projects, which are in the process of being defined, as they progress through the TSO's project roadmap. As further information is known about these individual projects they will be given their own schedule and project timeline.
- Indicative Programme (IP) - The IP is a high level project schedule and programme which is formalised and issued by the TSO PM to the TAO after the TSO CA has been achieved, at the beginning of stage 1. The IP incorporates standard project timelines, the Infrastructure Agreement (IA) timelines and a target energisation date. These milestones are included within the joint report as the project baseline against which future progress will be measured (top line schedule).
- Project Agreement – The Project Agreement (PA) is an agreement between the TSO and TAO to progress the permitted, scoped and designed capital project to construction at stage 2. In advance of PA TAO complete a preliminary design and costing and submit to TSO in the Project Implementation Plan (PIP) document. After TSO has reviewed and accepted the PIP both parties proceed to agree the PA which includes more detailed design and costing information. It is at this point that TAO may re-adjust the project schedule to reflect the latest information with regard to the target construction and energisation milestones.
- Actual/Forecast – This is a representation of the actual project schedule as measured against either the IP baseline, or the PA revised baseline, depending on the actual phase of the project. The red line is included to show the current date. Any milestones to the left of the red line are in the past and have actually occurred, while milestones to the right are forecast.

1.3 Schedule RAG





The schedule RAG will be depicted using the following rule-set and icons:

Schedule RAG Status Rules	
When milestone </= target date	
When milestone > target and </= target + 6 months/2xQ	
When milestone > target + 6 months/2xQ	

1.3 Schedule RAG rule-set

2. Project Stage Information

2.1 The TSO and TAO use the terminology relating to the various stages of the project lifecycle as outlined below. This is reflected in the joint report using the corresponding colours as illustrated.







Key - Stages	
	Pre-stage 1 or Pre-IP
	Stage 1
	Stage 2
	

2.1 Project stages

Transmission projects are divided into 3 stages as shown in figure 3.1. Pre-stage 1 activities include project identification and feasibility studies to the capital approval stage. Stage 1 activities include project consenting from capital approval to project agreement and stage 2 includes projects from project agreement to completion.


3. Project Milestones


3.1 The following key milestones are those which it is proposed to report on within the joint report. Each milestone will be shown as occurring within a specific quarter. Where two or more milestones occur within the same quarter the latter milestone will be shown and a comment will be included in order to document the occurrence of any previous milestones. Please note that for projects that have not yet reached the PIP stage the energisation date is typically shown as occurring at the end of the outage season in a given year.

Key - Milestones	
	EirGrid CA
	Planning Application lodged
	CPP issued
	PIP issued
	Project Agreement
	Energisation

3.1 Project Milestones

3.2 Recording of milestones achieved/not achieved.

Where a programme milestone has been achieved as per the baseline schedule the following symbol  will be used to record the occurrence.

Where a programme milestone has not been achieved as per the baseline schedule the following symbol  will be used to record to missed milestone. In this case the actual/forecast schedule line will record the predicted/occurrence of that milestone.

Schedule RAG	Project Name	Schedule descriptor	% +/- ESNB CA/PA	2009	2010	2011	2012	2013	2014	2015	2016	2017	2018	2019	2020
	CP0657-Ikerrin - Thurles 110kV line uprate	Indicative Programme													
		Project Agreement													
		Actual/Forecast	-												
	CP0717-Clashavoon Knockraha 220kV line uprate	Indicative Programme													
		Project Agreement													
		Actual/Forecast	-												
	CP0763-Clashavoon Tarbert 220kV line uprate	Indicative Programme													
		Project Agreement													
		Actual/Forecast	-												
	CP0667 - Inchicore - Maynooth 1 & 2 220kV line uprate	Indicative Programme													
		Project Agreement													
		Actual/Forecast	-												
	CP0696 - Marina - Trabeg 1 & 2 cable uprate	Indicative Programme													
		Project Agreement													
		Actual/Forecast	-												
	CP0580-Carrickmines 220kV Station - New 220kV GIS	Indicative Programme													
		Project Agreement													
		Actual/Forecast	-												
Key - Milestones															
	EirGrid CA														
	Planning Application lodged														
	CPP issued														
	PIP issued														
	Project Agreement														
	Energisation														
Key - Stages															
	Pre-stage 1 or Pre-IP														
	Stage 1														
	Stage 2														
Schedule - RAG Status Rules															
	When milestone <= target date														
	When milestone > target and <= target + 6 months/2xQ														
	When milestone > target + 6 months/2xQ														
Completed Projects															
Schedule RAG	Project Name	Descriptor	% +/- ESNB CA/PA	2009	2010	2011	2012	2013	2014	2015	2016	2017	2018	2019	2020
	CP0211-Srananagh 220kV Project - New 220kV Station	Indicative Programme													
		Project Agreement													
		Actual/Forecast	45%												
	CP0656-Arklow Crane 110kV Line Uprate	Indicative Programme													
		Project Agreement													
		Actual/Forecast	0%												
	CP0254-Dalton-Galway 110kV Line - Loop into Cashla 220kV Station	Pre-vesting													
		Project Agreement													
		Actual/Forecast	0%												
	CP0246-Tarbert-Tralee No.2 110kV Line - New line	Indicative Programme													
		Project Agreement													
		Actual*	-38%												
	CP0660-Cashla Ennis - 110kV Line Uprate	Indicative Programme													
		Project Agreement													
		Actual*	-29%												
	CP0659-Arva-Navan 110kV Line Uprate	Indicative Programme													
		Project Agreement													
		Actual*	-39%												
	CP0587-Glanagow-Raffeen 220kV Cable Project	Indicative Programme													
		Project Agreement													
		Actual*	-24%												
	CP0588-Kilbarry-Mallow 110kV Line Uprate	Indicative Programme													
		Project Agreement													
		Actual*	-49%												
	CP0241-Lodgewood 220kV station - New station	Pre-vesting													
		Project Agreement													
		Actual*	-37%												
	CP0201-Athy 110kV station - New station	Pre-vesting													
		Project Agreement													
		Actual*	-27%												
	CP0175-Charleville-Killonan 110kV line uprate	Indicative Programme													
		Project Agreement													
		Actual*	-36%												
* NOTE: Actual figures provided for completed projects are subject to change due to some costs that are still outstanding															
Deferred / On Hold Projects															
Schedule RAG	Project Name	Descriptor	% +/- ESNB CA/PA	2009	2010	2011	2012	2013	2014	2015	2016	2017	2018	2019	2020
	CP0506-Finnstown 220kV Station	Indicative Programme													
		Project Agreement													
		Actual/Forecast	-												
	South West Scheme - Millstreet - Knockraha Reinforcement	Pre-IP													
		Project Agreement													
		Actual/Forecast	-												