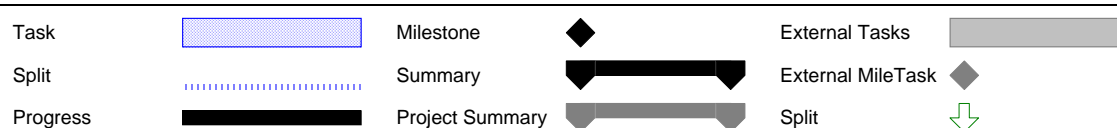


ID	% Complete	Task Name	Duration	Start	Finish	Predecessors	July
1	69%	Gate 3 Programme	727 days	Tue 15/07/08	Wed 29/06/11		B
2	90%	CER	461 days	Thu 13/11/08	Thu 30/09/10		
3	100%	CER Proposed Direction	0 days	Thu 13/11/08	Thu 13/11/08		
4	100%	CER Final Direction	0 days	Tue 16/12/08	Tue 16/12/08		
5	100%	CER confirm what conventional units and non GPA to add to ITC model and how to include them. Also	0 days	Fri 16/01/09	Fri 16/01/09		
6	100%	Confirmation of final list of applications and MECs	11 days	Fri 19/12/08	Fri 16/01/09	4	
7	100%	Confirm transmission standard costs and lead times	64 days	Fri 30/01/09	Fri 01/05/09		
8	100%	Proposed Treatment of Conventional Applications	81 days	Wed 01/04/09	Fri 24/07/09	4	
9	100%	Final Direction on treatment of Conventional Applications	103 days	Mon 27/07/09	Fri 18/12/09	8	
10	100%	Treatment of Renewable, Small and Low Carbon Generators outside the GPA	132 days	Mon 19/01/09	Fri 24/07/09		
11	100%	Connection Policy	147 days	Mon 05/01/09	Fri 31/07/09		
12	100%	Contestability for Distribution & Transmission Level Connections to the Electricity System	119 days	Mon 31/08/09	Fri 26/02/10		
13	80%	All-Island dispatch and scheduling	434 days	Mon 05/01/09	Thu 30/09/10		
14	100%	Initial Consultation Paper	130 days	Mon 05/01/09	Wed 08/07/09		
15	72%	Proposed Direction	304 days	Thu 09/07/09	Thu 30/09/10		
16	97%	Joint Pricing Principles and Losses Paper	258 days	Mon 01/06/09	Thu 17/06/10		
17	96%	Decision Paper on Joint Pricing Principles	258 days	Mon 01/06/09	Thu 17/06/10		
18	100%	Losses policy for distribution connected generators	163 days	Mon 01/06/09	Fri 29/01/10		
19	89%	Contracts Process	215 days	Mon 31/08/09	Fri 16/07/10		
20	100%	DSO Standard Connection Agreement	78 days	Mon 31/08/09	Thu 17/12/09		
21	85%	Decision on the process for the "fixed date with payments" approach	215 days	Mon 31/08/09	Fri 16/07/10		
22	40%	Proposed Decision on Locational Signals (includes TUoS and TLAF)	127 days	Fri 27/11/09	Fri 11/06/10		
23	100%	Review Firm Access Results	89 days	Fri 11/09/09	Thu 28/01/10		
24	100%	2010-2013	10 days	Fri 11/09/09	Thu 24/09/09		
25	100%	2014-2017	10 days	Fri 04/12/09	Thu 17/12/09		
26	100%	2018-2021	4 days	Fri 15/01/10	Wed 20/01/10		
27	100%	2022-2025	4 days	Mon 25/01/10	Thu 28/01/10		
28	93%	DSO	595 days	Wed 21/01/09	Tue 21/06/11		
29	98%	Produce Shallow Connections	408 days	Wed 21/01/09	Fri 10/09/10	4,79	
30	100%	Area K	135 days	Wed 21/01/09	Fri 31/07/09		
31	100%	Area D	178 days	Wed 21/01/09	Thu 01/10/09		
32	100%	Area H2	152 days	Tue 05/05/09	Fri 04/12/09		
33	100%	Area H1	187 days	Mon 02/03/09	Tue 24/11/09		
34	100%	Area B	195 days	Mon 09/02/09	Fri 13/11/09		
35	100%	Area E	283 days	Wed 21/01/09	Fri 12/03/10		
36	100%	Area J	156 days	Tue 01/09/09	Fri 23/04/10		
37	100%	Area F	204 days	Mon 08/06/09	Wed 07/04/10		
38	95%	Area A	235 days	Tue 04/08/09	Mon 19/07/10		
39	95%	Area G	153 days	Tue 05/01/10	Thu 12/08/10		
40	95%	Area C	127 days	Mon 01/02/10	Tue 03/08/10		
41	95%	Area I	135 days	Mon 01/03/10	Fri 10/09/10		
42	100%	Initial Connection Leadtimes for Constraints Analysis	0 days	Fri 31/07/09	Fri 31/07/09		
43	100%	DSO Cluster Customer Connection Method Meetings	287 days	Fri 01/05/09	Wed 30/06/10	79	
44	100%	Area K	12 days	Fri 01/05/09	Tue 19/05/09		
45	100%	Area D	13 days	Mon 06/07/09	Wed 22/07/09		
46	100%	Area H2	18 days	Mon 31/08/09	Wed 23/09/09		
47	100%	Area H1	34 days	Mon 20/07/09	Fri 04/09/09		
48	100%	Area B	29 days	Mon 13/07/09	Fri 21/08/09		
49	100%	Area E	118 days	Mon 06/07/09	Fri 18/12/09		
50	100%	Area J	79 days	Mon 12/10/09	Fri 12/02/10		
51	100%	Area F	38 days	Mon 23/11/09	Wed 27/01/10		
52	100%	Area A	133 days	Fri 16/10/09	Mon 10/05/10		
53	100%	Area G	52 days	Mon 22/03/10	Thu 03/06/10		
54	100%	Area C	44 days	Mon 15/03/10	Tue 18/05/10		
55	100%	Area I	42 days	Fri 30/04/10	Wed 30/06/10		
56	64%	Application Fees	288 days	Tue 27/10/09	Fri 07/01/11		
57	100%	Invoice fees for offers due to issue in 2009	4 days	Tue 27/10/09	Fri 30/10/09		
58	100%	Invoice fees for offers due to issue in 2010	5 days	Mon 04/01/10	Fri 08/01/10		
59	0%	Invoice fees for offers due to issue in 2011	5 days	Mon 03/01/11	Fri 07/01/11		
60	11%	Issue Offers	367 days	Mon 14/12/09	Tue 21/06/11		
61	100%	Area K	10 days	Mon 14/12/09	Fri 08/01/10		
62	100%	Area D	10 days	Mon 22/03/10	Fri 02/04/10		
63	0%	Area H2	11 days	Thu 15/07/10	Thu 29/07/10		
64	0%	Area H1	16 days	Fri 27/08/10	Fri 17/09/10		
65	0%	Area B	15 days	Wed 22/09/10	Wed 13/10/10		
66	0%	Area F	20 days	Wed 27/10/10	Tue 23/11/10	129	
67	0%	Area E	20 days	Tue 08/02/11	Mon 07/03/11		
68	0%	Area J	15 days	Wed 23/03/11	Wed 13/04/11		
69	0%	Area A	15 days	Fri 20/05/11	Fri 10/06/11		
70	0%	Area G	25 days	Fri 13/05/11	Fri 17/06/11	141	
71	0%	Area C	15 days	Wed 25/05/11	Wed 15/06/11	143	
72	0%	Area I	14 days	Wed 01/06/11	Tue 21/06/11	146	
73	42%	TSO	727 days	Tue 15/07/08	Wed 29/06/11		
74	100%	ITC	378 days	Tue 15/07/08	Thu 28/01/10		
75	100%	ITC Preparation	139 days	Tue 15/07/08	Fri 06/02/09		
76	100%	Agree Shallow Connection Nodes	126 days	Tue 15/07/08	Tue 20/01/09		
77	100%	DSO Produce wind database	4.4 wks	Tue 15/07/08	Wed 13/08/08		
78	100%	TSO/DSO agree shallow connection nodes	2 days	Mon 19/01/09	Tue 20/01/09	4,6	
79	100%	Publish shallow connection nodes	0 days	Tue 20/01/09	Tue 20/01/09	78	

Project: Gate 3 Connection Offer Proce
Date: Fri 28/05/10











ID	% Complete	Task Name	Duration	Start	Finish	Predecessors	July B
80	100%	Prepare and Test ITC Inputs	10 days	Mon 26/01/09	Fri 06/02/09		
81	100%	Finalise ITC Input Files	10 days	Mon 26/01/09	Fri 06/02/09	79,5	
82	100%	ITC Execution	135 days	Mon 06/07/09	Tue 26/01/10		
83	100%	Run ITC from 2010 to 2025	135 days	Mon 06/07/09	Tue 26/01/10		
84	100%	ITC Technical Review	137 days	Mon 06/07/09	Thu 28/01/10		
85	100%	Have review carried out	137 days	Mon 06/07/09	Thu 28/01/10		
86	37%	Offer Process	516 days	Mon 25/05/09	Wed 29/06/11		
87	100%	Application checks	49 days	Mon 07/09/09	Fri 13/11/09		
88	100%	Area B	49 days	Mon 07/09/09	Fri 13/11/09		
89	100%	Initial Connection Method Discussion Meetings	184 days	Mon 25/05/09	Mon 22/02/10		
90	100%	Introductory Customer Meetings for Transmission Renewables	85 days	Mon 25/05/09	Mon 21/09/09	4,7,78	
91	100%	Area K	1 day	Mon 25/05/09	Mon 25/05/09		
92	100%	Area D	1 day	Tue 02/06/09	Tue 02/06/09		
93	100%	Area H2	1 day	Mon 22/06/09	Mon 22/06/09		
94	100%	Area H1	1 day	Mon 29/06/09	Mon 29/06/09		
95	100%	Area B	1 day	Thu 09/07/09	Thu 09/07/09		
96	100%	Area E	1 day	Mon 27/07/09	Mon 27/07/09		
97	100%	Area J	1 day	Mon 10/08/09	Mon 10/08/09		
98	100%	Area F	1 day	Mon 24/08/09	Mon 24/08/09		
99	100%	Area A	1 day	Mon 31/08/09	Mon 31/08/09		
100	100%	Area G	1 day	Mon 07/09/09	Mon 07/09/09		
101	100%	Area C	1 day	Mon 14/09/09	Mon 14/09/09		
102	100%	Area I	1 day	Mon 21/09/09	Mon 21/09/09		
103	100%	Initial Connection Leadtimes for Constraints Analysis	0 days	Fri 10/07/09	Fri 10/07/09		
104	100%	Leadtimes for offers agreed with DSO	17 days	Fri 29/01/10	Mon 22/02/10	23	
105	100%	Publish Offer Leadtimes and Firm Access Quantities	20 days	Fri 18/12/09	Fri 29/01/10		
106	100%	2010-2017	0 days	Fri 18/12/09	Fri 18/12/09	25	
107	100%	2018-2021	0 days	Wed 20/01/10	Wed 20/01/10	26	
108	100%	2021-2025	0 days	Fri 29/01/10	Fri 29/01/10	27	
109	67%	Application Fees	294 days	Fri 16/10/09	Fri 07/01/11		
110	100%	Invoice fees for offers due to issue in 2009	5 days	Fri 16/10/09	Thu 22/10/09		
111	100%	Invoice fees for offers due to issue in 2010	5 days	Mon 04/01/10	Fri 08/01/10		
112	0%	Invoice fees for offers due to issue in 2011	5 days	Mon 03/01/11	Fri 07/01/11		
113	34%	Prepare and Issue Offers	458 days	Tue 04/08/09	Fri 17/06/11		
114	100%	Area K	82 days	Tue 04/08/09	Thu 26/11/09	8,30,7,11	
115	100%	DSO	82 days	Tue 04/08/09	Thu 26/11/09		
116	100%	TSO	81 days	Tue 04/08/09	Wed 25/11/09		
117	100%	Area D	99 days	Fri 02/10/09	Thu 04/03/10	7,8,11,31	
118	100%	DSO	99 days	Fri 02/10/09	Thu 04/03/10		
119	80%	Area H2	155 days	Mon 07/12/09	Thu 29/07/10	7,8,11,32	
120	87%	DSO	130 days	Mon 07/12/09	Thu 24/06/10		
121	74%	TSO	155 days	Mon 07/12/09	Thu 29/07/10		
122	67%	Area H1	198 days	Wed 25/11/09	Fri 17/09/10	7,8,11,33	
123	73%	DSO	168 days	Wed 25/11/09	Fri 06/08/10		
124	62%	TSO	198 days	Wed 25/11/09	Fri 17/09/10		
125	62%	Area B	222 days	Mon 16/11/09	Wed 13/10/10	7,8,11,34	
126	67%	DSO	192 days	Mon 16/11/09	Tue 31/08/10		
127	58%	TSO	222 days	Mon 16/11/09	Wed 13/10/10		
128	25%	Area F	160 days	Thu 08/04/10	Tue 23/11/10	7,8,11,37	
129	27%	DSO	140 days	Thu 08/04/10	Tue 26/10/10		
130	23%	TSO	160 days	Thu 08/04/10	Tue 23/11/10		
131	25%	Area E	240 days	Mon 15/03/10	Mon 07/03/11	7,8,11,35	
132	28%	DSO	195 days	Mon 15/03/10	Mon 03/01/11		
133	23%	TSO	240 days	Mon 15/03/10	Mon 07/03/11		
134	16%	Area J	249 days	Thu 08/04/10	Wed 13/04/11	7,8,11,37	
135	17%	DSO	219 days	Thu 08/04/10	Mon 28/02/11		
136	15%	TSO	249 days	Thu 08/04/10	Wed 13/04/11		
137	0%	Area A	218 days	Tue 20/07/10	Fri 10/06/11	7,8,11,38	
138	0%	DSO	188 days	Tue 20/07/10	Wed 27/04/11		
139	0%	TSO	218 days	Tue 20/07/10	Fri 10/06/11		
140	0%	Area G	181 days	Fri 13/08/10	Thu 12/05/11	7,8,11,39	
141	0%	DSO	181 days	Fri 13/08/10	Thu 12/05/11		
142	0%	Area C	213 days	Wed 04/08/10	Fri 17/06/11	7,8,11,40	
143	0%	DSO	196 days	Wed 04/08/10	Tue 24/05/11		
144	0%	TSO	213 days	Wed 04/08/10	Fri 17/06/11		
145	0%	Area I	173 days	Mon 13/09/10	Tue 31/05/11	7,8,11,41	
146	0%	DSO	173 days	Mon 13/09/10	Tue 31/05/11		
147	91%	Constraints Information	446 days	Tue 01/09/09	Wed 29/06/11		
148	100%	Perform Constraint Studies	123 days	Tue 01/09/09	Fri 05/03/10		
149	0%	Publish Reports	315 days	Fri 19/03/10	Wed 29/06/11		
150	0%	Publish Report for Region K	1 day	Fri 19/03/10	Fri 19/03/10	114,61	
151	0%	Publish Report for Region D	1 day	Fri 30/04/10	Fri 30/04/10	117,62	
152	0%	Publish Report for Region H2	1 day	Fri 06/08/10	Fri 06/08/10	119,63	
153	0%	Publish Report for Region H1	1 day	Fri 24/09/10	Fri 24/09/10	122,64	
154	0%	Publish Report for Region B	1 day	Fri 22/10/10	Fri 22/10/10	125,65	
155	0%	Publish Report for Region F	1 day	Fri 26/11/10	Fri 26/11/10	128,66	
156	0%	Publish Report for Region E	1 day	Fri 11/03/11	Fri 11/03/11	131,67	
157	0%	Publish Report for Region J	1 day	Fri 15/04/11	Fri 15/04/11	134,68	
158	0%	Publish Report for Region A	1 day	Fri 17/06/11	Fri 17/06/11	137,69	

Project: Gate 3 Connection Offer Proce
Date: Fri 28/05/10



ID	% Complete	Task Name	Duration	Start	Finish	Predecessors	July
159	0%	Publish Report for Region G	1 day	Fri 24/06/11	Fri 24/06/11	140,70	B
160	0%	Publish Report for Region C	1 day	Fri 24/06/11	Fri 24/06/11	142,71	
161	0%	Publish Report for Region I	1 day	Wed 29/06/11	Wed 29/06/11	145,72	

Project: Gate 3 Connection Offer Proce
Date: Fri 28/05/10

Task		Milestone		External Tasks	
Split		Summary		External MileTask	
Progress		Project Summary		Split	